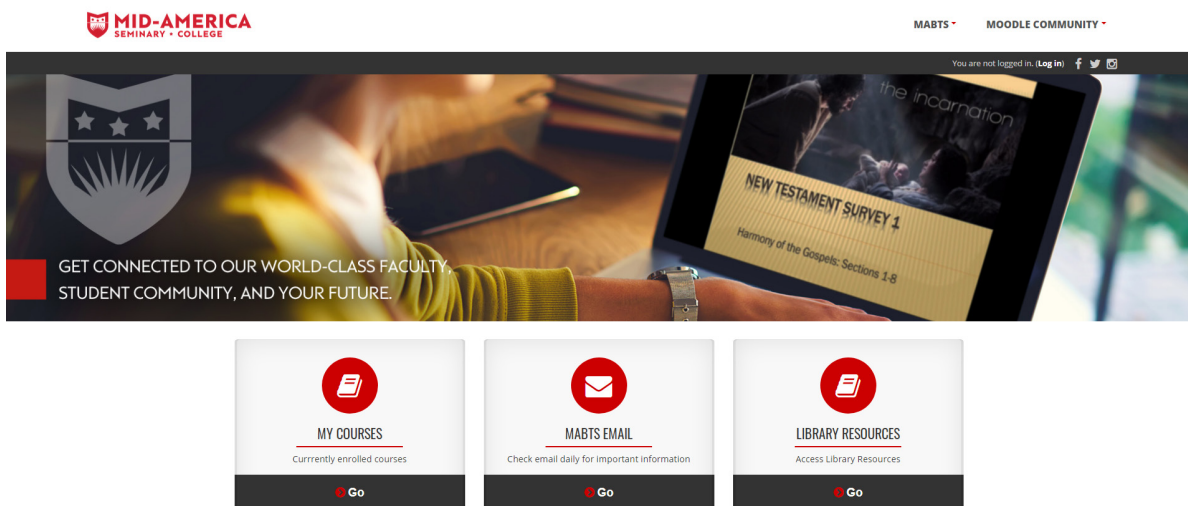
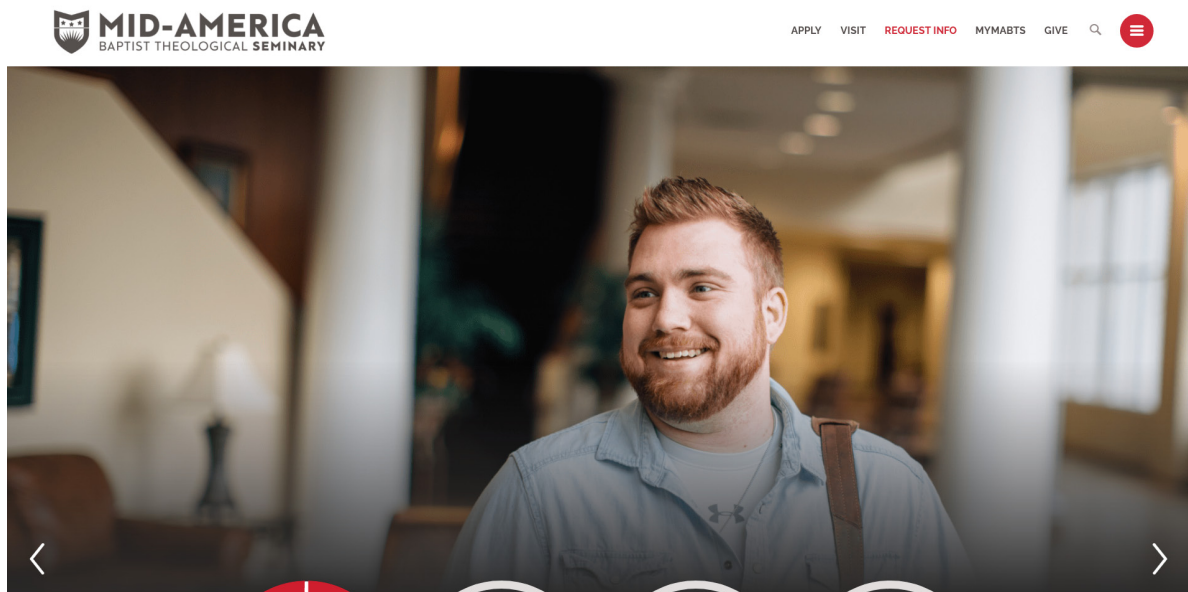


Step 1: There are two different ways to get to the Moodle website.

A. Go to midamericaondemand.org and then log in.

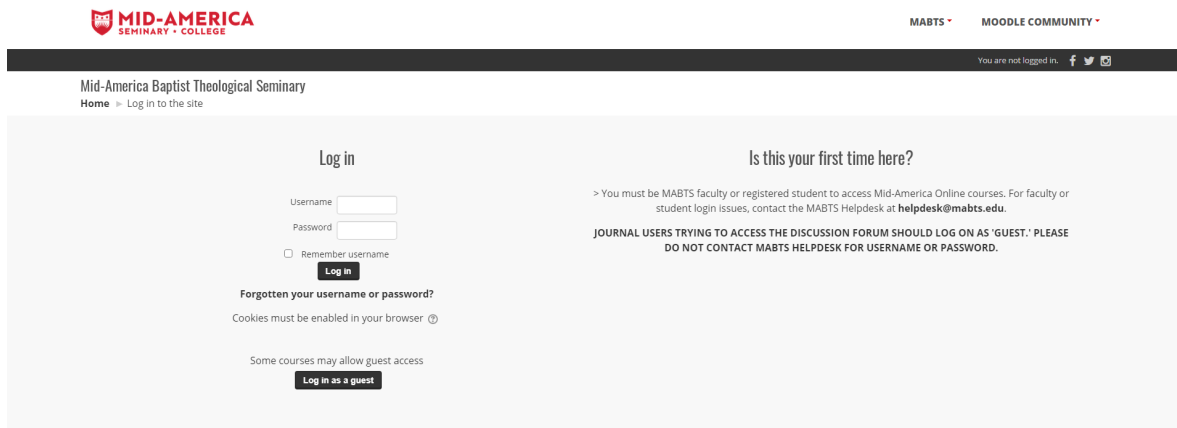


B. Go to mabts.edu/mymabts and then under "Related Links" click on Moodle, and it will take you directly to the Moodle log in screen.



Step 2:

When you login, you will use your student ID number (**lower case letters for Moodle**) and the PIN number as your password. If you have problems logging in, be sure that you are using lower case letters.



The screenshot shows the Moodle login interface for Mid-America Baptist Theological Seminary. At the top left is the logo for Mid-America Seminary College. At the top right are links for 'MABTS' and 'MOODLE COMMUNITY'. Below the navigation bar, the page title is 'Mid-America Baptist Theological Seminary' with a breadcrumb trail 'Home > Log in to the site'. The main content area is divided into two columns. The left column is titled 'Log in' and contains a form with fields for 'Username' and 'Password', a 'Remember username' checkbox, and a 'Log in' button. Below the form are links for 'Forgotten your username or password?' and 'Log in as a guest'. The right column is titled 'Is this your first time here?' and contains a notice: '> You must be MABTS faculty or registered student to access Mid-America Online courses. For faculty or student login issues, contact the MABTS Helpdesk at helpdesk@mabts.edu. JOURNAL USERS TRYING TO ACCESS THE DISCUSSION FORUM SHOULD LOG ON AS 'GUEST.' PLEASE DO NOT CONTACT MABTS HELPDESK FOR USERNAME OR PASSWORD.'